



## SLI3W - Lincat Silverlink 600 Electric Counter-top Induction Hob [Wok] - 1 Zone - W 450 mm - 2.4 kW

Embrace the energy efficient power of the Silverlink 600 Electric Induction Hob, which typically delivers 90% efficiency when compared with a solid electric hot plate at 55% and gas hob at 50%.

- ✔ Designed specifically to provide powerful, direct heat to woks without losing excess energy. Highly responsive and controllable cooking method.
- ✔ High power - delivers almost twice the cooking power of a similarly rated gas hob, whilst saving energy
- ✔ Boost function delivers power when it's most needed
- ✔ Designed to perfectly blend in with other products from the Silverlink 600 series
- ✔ Pan detection function cuts power when no pan is present, cutting running costs and creating a safer, more comfortable working environment.
- ✔ Automatic heat up function switches to a preset power level after full power heat up
- ✔ 6mm thick high impact resistant ceramic glass ceramic surface will withstand hard knocks and is easy to clean
- ✔ Easy to use rotary controls complete with LED display of power level. Easy to change filter, built into the base of the unit. Powerful internal cooling fan and overheat protection for long service life

### Specifications

Summary		Power and Performance	
<b>Brand</b>	Lincat	<b>Total Power kW</b>	2.4
<b>Range</b>	Silverlink 600	<b>IP Rating</b>	IP24
<b>Power Type</b>	Electric	<b>Temperature Control</b>	Electronic
<b>Unit Type</b>	Counter-top	<b>Rating per Hob kW</b>	2.8
<b>Available in UK Only</b>	No		
<b>UK Warranty</b>	2 Years Parts and Labour Warranty		
<b>Export Warranty</b>	Contact your local dealer		
<b>GTIN</b>	5056105100256		

Key Specifications		Weights and Dimensions	
<b>Number of Hobs</b>	1	<b>Unit Height (External) mm</b>	290
<b>Shape of Hob</b>	Round	<b>Unit Width (External) mm</b>	450
		<b>Unit Depth (External) mm</b>	600
		<b>Hob Dimensions mm</b>	290
		<b>Net Weight Kg</b>	16.2

Supply Connections		Shipping	
<b>Requires Installation</b>	No	<b>Packed Weight Kg</b>	17.82
<b>Requires Electrical Supply</b>	Yes	<b>Packed Height cm</b>	49.5
<b>UK 3 Pin Plug</b>	Yes	<b>Packed Width cm</b>	70
<b>Requires Hardwiring</b>	No	<b>Packed Depth cm</b>	55
<b>Electrical Supply Rating Watts</b>	2,800		
<b>Single Phase Amps</b>	12.2		
<b>Single Phase Voltage</b>	230		

### Available Accessories

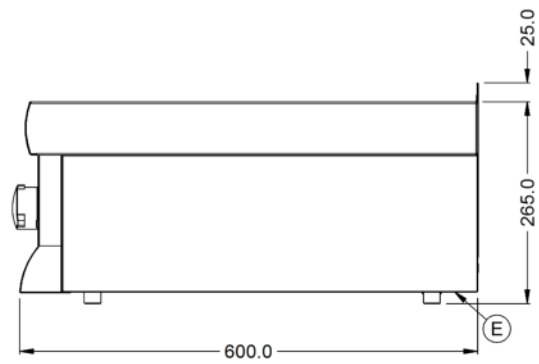
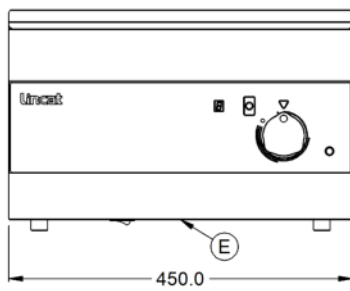
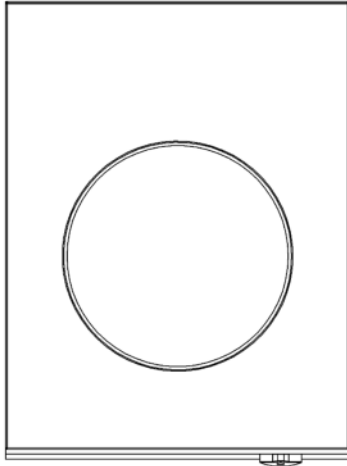
<b>CC4</b>	Lincat Silverlink 600 Free-standing Ambient Open-Top Pedestal with Doors - W 450 mm
<b>CN4</b>	Lincat Silverlink 600 Free-standing Ambient Open-Top Pedestal without Doors - W 450 mm

## Available Accessories

SLS4

Lincat Silverlink 600 Free-standing Floor Stand - for units W 450 mm

## Technical Picture





**Lincat Limited**

Whisby Road,  
Lincoln, LN6 3QZ,  
United Kingdom

**Company No:** 2175448

A member company of



**Customer Care**

**Tel:** +44 1522 875500  
**Email:** care@lincat.co.uk

**Export Customers**

**Tel:** +44 1522 875536  
**Email:** export@lincat.co.uk

**Opening Hours**

**Monday – Friday:**  
8.30am – 5pm