











counterline 
setting the standard



icapacity

part of the idesign range

contents

contents & introduction	02
Introduction to the icapacity range	
new innovation	03
New range of colours available.	
 standard • chilled	04-07
Details of our standard chilled displays.	
 standard tall • chilled	08-11
Details of our standard tall chilled displays.	
 narrow • chilled	12-15
Details of our narrow chilled displays.	
 narrow tall • chilled	16-19
Details of our narrow tall chilled displays.	
icapacity displays	20-21
Our heated and chilled merchandisers on display.	
 standard • heated	22-23
Details of our standard heated displays.	
 standard tall • heated	24-25
Details of our standard tall heated displays.	
 narrow • heated	26-27
Details of our narrow heated displays.	
 narrow tall • heated	28-29
Details of our narrow tall heated displays.	
night blinds • optional graphics	30-31
Illustrations of our Night Blinds with optional graphics.	
roller shutters • optional graphics	32-33
Illustrations of our Roller Shutters with optional graphics.	
heated & chilled • dimensions	34-35
Physical dimensions of our icapacity displays.	
optional extras	36-37
A range of optional extras.	
case studies	38
A selection of case studies.	
technical specifications • packaging	39

Counterline is delighted to introduce to you the latest addition to the idesign range: **icapacity**

The **icapacity** range of free-standing Food & Drink merchandisers are specifically designed to support high volume food and drink outlets with professional display and operation capabilities.

The convenience industry grows ever more competitive each day. Retailers need that something special! With Counterline's merchandisers our elegant and modern design features are sure to attract customers and make your food and drink offers the choice for them today and tomorrow.








Designed with the latest refrigeration and fan assisted heat technologies, they are manufactured from the highest quality BS standard Stainless Steel and Toughened Glass. These displays are designed to provide a co-ordinated and seamless appeal for both Hot & Cold displays but are just as impressive as stand-alone individual units.

The chilled displays are supported with the latest ZERO emission refrigeration systems and LED illumination. All levels of display are adjustable and removable for maximum menu flexibility. The heated displays offer 4 "Zones" of energy efficient heating. Each Zone has its own easy to use digital control to support all variations of hot food and packaging combinations.

All Counterline merchandisers maintain the appealing look and product quality of more perishable foods for a far longer time period. For the best product quality, longest display times and reduced wastage we are the choice of COSTA, EAT, BP and TESCO amongst others.

Both Heated and Chilled are readily available in a variety of widths, in neutral and coloured finishes with custom branding being another part of our service. **icapacity** offers unparalleled performance and flexibility for today's 'Food-To-Go' service providers.

icon guide

-  heated display
-  chilled display
-  13 Amp plug (plug & play)
-  32 Amp commando plug
-  eco friendly
-  fan assisted
-  LED illumination

The perfect 'Food-To-Go' solution

A new innovation has arrived from Counterline.
Now you can choose from a range of popular colours !!!

CHCMD12-RS - Chilled display in Classic White.

HHCMD06-NB - Heated display in Classic Black.



Our colour range has a beautiful subtle textured finish. A galvanised substrate (BS EN 10346:2009) it provides a durable, abrasion resistant surface and has excellent corrosion resistance. (Please contact us for details of our full colour range).

Counterline displays are supplied as standard in high quality satin polished stainless steel.



standard • chilled



- This display maintains pre-chilled food and drink at a regulated temperature of 3°C - 5°C.
- Open fronted self help service, to five levels of display.
- Ideal for Sandwiches, Filled Rolls, Baguettes, Salad, Pasta, Dairy Products, Cream Cakes, Smoothies, Bottled, Canned and Carton Drinks.
- Zero Emission Eco Friendly Hydrocarbon Refrigeration.
- Low Energy LED illuminated interior.
- Automatic condensate evaporator complete with Eco water level sensor.
- Conforms to ISO 23953 standard, CE.
- Durable castors below with adjustable feet for positioning.
- Allowing 24 hour operation.
- 3.5m mains lead with 13A plug as standard.
- Custom specific branding & design adjustments available.

Image: CHCMD06-NB-GE



Image: CHCMD09-RS-GE



600mm - Standard

Stock Code	Overall Size mm	Weight kg	Wattage kw	List Price (£)
CHCMD06-NB	645(w) x 725(d) x 1859(h)	145	2.2	4075
CHCMD06-NB-GE	645(w) x 725(d) x 1859(h)	155	2.2	4175
CHCMD06-RS	645(w) x 725(d) x 1859(h)	150	2.2	4275
CHCMD06-RS-GE	645(w) x 725(d) x 1859(h)	160	2.2	4375

Options

Stock Code	Description	List Price (£)
CHC06-DR	Rear Door/s	800
CHC06-DSL	Glass Display Shelf • Under-shelf Lights	860
CHC06-SSL	Stainless Steel Display Shelf • Under-shelf Lights	860
CHC06-POSB	Stainless Steel Wire Point of Sale Impulse Baskets	121

900mm - Standard

Stock Code	Overall Size mm	Weight kg	Wattage kw	List Price (£)
CHCMD09-NB	945(w) x 725(d) x 1859(h)	165	2.4	4495
CHCMD09-NB-GE	945(w) x 725(d) x 1859(h)	175	2.4	4595
CHCMD09-RS	945(w) x 725(d) x 1859(h)	170	2.4	4720
CHCMD09-RS-GE	945(w) x 725(d) x 1859(h)	180	2.4	4820

Options

Stock Code	Description	List Price (£)
CHC09-DR	Rear Door/s	1235
CHC09-DSL	Glass Display Shelf • Under-shelf Lights	925
CHC09-SSL	Stainless Steel Display Shelf • Under-shelf Lights	925
CHC09-POSB	Stainless Steel Wire Point of Sale Impulse Baskets	142



Image: CHCMD12-RS-GE



1200mm - Standard					Options		
Stock Code	Overall Size mm	Weight kg	Wattage kw	List Price (£)	Stock Code	Description	List Price (£)
CHCMD12-NB	1245(w) x 725(d) x 1859(h)	205	2.5	4980	CHC12-DR	Rear Door/s	1350
CHCMD12-NB-GE	1245(w) x 725(d) x 1859(h)	215	2.5	5080	CHC12-DSL	Glass Display Shelf • Under-shelf Lights	1040
CHCMD12-RS	1245(w) x 725(d) x 1859(h)	210	2.5	5230	CHC12-SSL	Stainless Steel Display Shelf • Under-shelf Lights	1040
CHCMD12-RS-GE	1245(w) x 725(d) x 1859(h)	220	2.5	5330	CHC12-POSB	Stainless Steel Wire Point of Sale Impulse Baskets	163

icapacity • chilled



standard • chilled



Image: CHCMD15-NB-GE - CHC15-DR (Optional Rear Doors)



1500mm - Standard					Options		
Stock Code	Overall Size mm	Weight kg	Wattage kw	List Price (£)	Stock Code	Description	List Price (£)
CHCMD15-NB	1545(w) x 725(d) x 1859(h)	255	2.6	5525	CHC15-DR	Rear Door/s	1450
CHCMD15-NB-GE	1545(w) x 725(d) x 1859(h)	265	2.6	5625	CHC15-DSL	Glass Display Shelf • Under-shelf Lights	1140
CHCMD15-RS	1545(w) x 725(d) x 1859(h)	260	2.6	5800	CHC15-SSL	Stainless Steel Display Shelf • Under-shelf Lights	1140
CHCMD15-RS-GE	1545(w) x 725(d) x 1859(h)	270	2.6	5900	CHC15-POSB	Stainless Steel Wire Point of Sale Impulse Baskets	184



standard • chilled



- This display maintains pre-chilled food and drink at a regulated temperature of 3°C - 5°C.
- Open fronted self help service, to five levels of display.
- Ideal for Sandwiches, Filled Rolls, Baguettes, Salad, Pasta, Dairy Products, Cream Cakes, Smoothies, Bottled, Canned and Carton Drinks.
- Zero Emission Eco Friendly Hydrocarbon Refrigeration.
- Low Energy LED illuminated interior.
- Automatic condensate evaporator complete with Eco water level sensor.
- Conforms to ISO 23953 standard, CE.
- Durable castors below with adjustable feet for positioning.
- Allowing 24 hour operation.
- 3.5m mains lead with 13A plug as standard.
- Custom specific branding & design adjustments available.

Image: CHCMD18-RS-GE



Image: CHCMD20-NB-GE



1800mm - Standard

Stock Code	Overall Size mm	Weight kg	Wattage kw	List Price (£)
CHCMD18-NB	1845(w) x 725(d) x 1859(h)	295	2.8	6140
CHCMD18-NB-GE	1845(w) x 725(d) x 1859(h)	305	2.8	6240
CHCMD18-RS	1845(w) x 725(d) x 1859(h)	300	2.8	6440
CHCMD18-RS-GE	1845(w) x 725(d) x 1859(h)	310	2.8	6540

Options

Stock Code	Description	List Price (£)
CHC18-DR	Rear Door/s	1950
CHC18-DSL	Glass Display Shelf • Under-shelf Lights	1850
CHC18-SSL	Stainless Steel Display Shelf • Under-shelf Lights	1850
CHC18-POSB	Stainless Steel Wire Point of Sale Impulse Baskets	280

2000mm - Standard

Stock Code	Overall Size mm	Weight kg	Wattage kw	List Price (£)
CHCMD20-NB	2045(w) x 725(d) x 1859(h)	350	3.0	7390
CHCMD20-NB-GE	2045(w) x 725(d) x 1859(h)	360	3.0	7490
CHCMD20-RS	2045(w) x 725(d) x 1859(h)	355	3.0	7715
CHCMD20-RS-GE	2045(w) x 725(d) x 1859(h)	365	3.0	7815

Options

Stock Code	Description	List Price (£)
CHC20-DR	Rear Door/s	2470
CHC20-DSL	Glass Display Shelf • Under-shelf Lights	2080
CHC20-SSL	Stainless Steel Display Shelf • Under-shelf Lights	2080
CHC20-POSB	Stainless Steel Wire Point of Sale Impulse Baskets	326



standard tall • chilled

- This display maintains pre-chilled food and drink at a regulated temperature of 3°C - 5°C.
- Open fronted self help service, tall interior allowing for an additional fifth display shelf.
- Ideal for Sandwiches, Filled Rolls, Baguettes, Salad, Pasta, Dairy Products, Cream Cakes, Smoothies, Bottled, Canned and Carton Drinks.
- Zero Emission Eco Friendly Hydrocarbon Refrigeration.
- Low Energy LED illuminated interior.
- Automatic condensate evaporator complete with Eco water level sensor.
- Conforms to ISO 23953 standard, CE.
- Durable castors below with adjustable feet for positioning.
- Allowing 24 hour operation.
- 3.5m mains lead with 13A plug as standard.
- Custom specific branding & design adjustments available.

Image: CHCTMD06-NB - CHCT06-DR (Optional Rear Door)



Image: CHCTMD09-NB-GE



600mm - Standard Tall				
Stock Code	Overall Size mm	Weight kg	Wattage kw	List Price (£)
CHCTMD06-NB	645(w) x 725(d) x 2059(h)	155	2.2	4225
CHCTMD06-NB-GE	645(w) x 725(d) x 2059(h)	165	2.2	4325
CHCTMD06-RS	645(w) x 725(d) x 2059(h)	160	2.2	4425
CHCTMD06-RS-GE	645(w) x 725(d) x 2059(h)	170	2.2	4525

Options		
Stock Code	Description	List Price (£)
CHCT06-DR	Rear Door/s	900
CHCT06-DSL	Glass Display Shelf • Under-shelf Lights	1035
CHCT06-SSL	Stainless Steel Display Shelf • Under-shelf Lights	1035
CHC06-POSB	Stainless Steel Wire Point of Sale Impulse Baskets	121

900mm - Standard Tall				
Stock Code	Overall Size mm	Weight kg	Wattage kw	List Price (£)
CHCTMD09-NB	945(w) x 725(d) x 2059(h)	175	2.4	4645
CHCTMD09-NB-GE	945(w) x 725(d) x 2059(h)	185	2.4	4745
CHCTMD09-RS	945(w) x 725(d) x 2059(h)	180	2.4	4870
CHCTMD09-RS-GE	945(w) x 725(d) x 2059(h)	190	2.4	4970

Options		
Stock Code	Description	List Price (£)
CHCT09-DR	Rear Door/s	1335
CHCT09-DSL	Glass Display Shelf • Under-shelf Lights	1130
CHCT09-SSL	Stainless Steel Display Shelf • Under-shelf Lights	1130
CHC09-POSB	Stainless Steel Wire Point of Sale Impulse Baskets	142



Image: CHCTMD12-NB - CHCT12-DR (Optional Rear Doors)



1200mm - Standard Tall					Options		
Stock Code	Overall Size mm	Weight kg	Wattage kw	List Price (£)	Stock Code	Description	List Price (£)
CHCTMD12-NB	1245(w) x 725(d) x 2059(h)	215	2.5	5130	CHCT12-DR	Rear Door/s	1450
CHCTMD12-NB-GE	1245(w) x 725(d) x 2059(h)	225	2.5	5230	CHCT12-DSL	Glass Display Shelf • Under-shelf Lights	1260
CHCTMD12-RS	1245(w) x 725(d) x 2059(h)	220	2.5	5380	CHCT12-SSL	Stainless Steel Display Shelf • Under-shelf Lights	1260
CHCTMD12-RS-GE	1245(w) x 725(d) x 2059(h)	230	2.5	5480	CHC12-POSB	Stainless Steel Wire Point of Sale Impulse Baskets	163

icapacity • chilled



standard tall • chilled



Image: CHCTMD15-NB-GE



1500mm - Standard Tall					Options		
Stock Code	Overall Size mm	Weight kg	Wattage kw	List Price (£)	Stock Code	Description	List Price (£)
CHCTMD15-NB	1545(w) x 725(d) x 2059(h)	265	2.6	5675	CHCT15-DR	Rear Door/s	1550
CHCTMD15-NB-GE	1545(w) x 725(d) x 2059(h)	275	2.6	5775	CHCT15-DSL	Glass Display Shelf • Under-shelf Lights	1410
CHCTMD15-RS	1545(w) x 725(d) x 2059(h)	270	2.6	5950	CHCT15-SSL	Stainless Steel Display Shelf • Under-shelf Lights	1410
CHCTMD15-RS-GE	1545(w) x 725(d) x 2059(h)	280	2.6	6050	CHC15-POSB	Stainless Steel Wire Point of Sale Impulse Baskets	184



standard tall • chilled



- This display maintains pre-chilled food and drink at a regulated temperature of 3°C - 5°C.
- Open fronted self help service, tall interior allowing for an additional fifth display shelf..
- Ideal for Sandwiches, Filled Rolls, Baguettes, Salad, Pasta, Dairy Products, Cream Cakes, Smoothies, Bottled, Canned and Carton Drinks.
- Zero Emission Eco Friendly Hydrocarbon Refrigeration.
- Low Energy LED illuminated interior.
- Automatic condensate evaporator complete with Eco water level sensor.
- Conforms to ISO 23953 standard, CE.
- Durable castors below with adjustable feet for positioning.
- Allowing 24 hour operation.
- 3.5m mains lead with 13A plug as standard.
- Custom specific branding & design adjustments available.

Image: CHCTMD18-NB-GE



Image: CHCTMD20-NB-GE



1800mm - Standard Tall				
Stock Code	Overall Size mm	Weight kg	Wattage kw	List Price (£)
CHCTMD18-NB	1845(w) x 725(d) x 2059(h)	305	2.8	6290
CHCTMD18-NB-GE	1845(w) x 725(d) x 2059(h)	315	2.8	6390
CHCTMD18-RS	1845(w) x 725(d) x 2059(h)	310	2.8	6590
CHCTMD18-RS-GE	1845(w) x 725(d) x 2059(h)	320	2.8	6690

Options		
Stock Code	Description	List Price (£)
CHCT18-DR	Rear Door/s	2050
CHCT18-DSL	Glass Display Shelf • Under-shelf Lights	2260
CHCT18-SSL	Stainless Steel Display Shelf	2260
CHC18-POSB	Stainless Steel Wire Point of Sale Impulse Baskets	280

2000mm - Standard Tall				
Stock Code	Overall Size mm	Weight kg	Wattage kw	List Price (£)
CHCTMD20-NB	2045(w) x 725(d) x 2059(h)	360	3.0	7540
CHCTMD20-NB-GE	2045(w) x 725(d) x 2059(h)	370	3.0	7640
CHCTMD20-RS	2045(w) x 725(d) x 2059(h)	365	3.0	7865
CHCTMD20-RS-GE	2045(w) x 725(d) x 2059(h)	375	3.0	7965

Options		
Stock Code	Description	List Price (£)
CHCT20-DR	Rear Door/s	2670
CHCT20-DSL	Glass Display Shelf • Under-shelf Lights	2520
CHCT20-SSL	Stainless Steel Display Shelf • Under-shelf Lights	2520
CHC20-POSB	Stainless Steel Wire Point of Sale Impulse Baskets	326



narrow • chilled

- This display maintains pre-chilled food and drink at a regulated temperature of 3°C - 5°C.
- Open fronted self help service, to five levels of display.
- Ideal for Sandwiches, Filled Rolls, Baguettes, Salad, Pasta, Dairy Products, Cream Cakes, Smoothies, Bottled, Canned and Carton Drinks.
- Zero Emission Eco Friendly Hydrocarbon Refrigeration.
- Low Energy LED illuminated interior.
- Automatic condensate evaporator complete with Eco water level sensor.
- Conforms to ISO 23953 standard, CE.
- Durable castors below with adjustable feet for positioning.
- Allowing 24 hour operation.
- 3.5m mains lead with 13A plug as standard.
- Custom specific branding & design adjustments available.

Image: CHCNMD06-RS



Image: CHCNMD09-RS-GE



600mm - Narrow				
Stock Code	Overall Size mm	Weight kg	Wattage kw	List Price (£)
CHCNMD06-NB	645(w) x 600(d) x 1859(h)	135	2.2	4025
CHCNMD06-NB-GE	645(w) x 600(d) x 1859(h)	145	2.2	4125
CHCNMD06-RS	645(w) x 600(d) x 1859(h)	140	2.2	4225
CHCNMD06-RS-GE	645(w) x 600(d) x 1859(h)	150	2.2	4325

Options		
Stock Code	Description	List Price (£)
CHC06-DR	Rear Door/s	800
CHCN06-DSL	Glass Display Shelf • Under-shelf Lights	860
CHCN06-SSL	Stainless Steel Display Shelf • Under-shelf Lights	860
CHC06-POSB	Stainless Steel Wire Point of Sale Impulse Baskets	121

900mm - Narrow				
Stock Code	Overall Size mm	Weight kg	Wattage kw	List Price (£)
CHCNMD09-NB	945(w) x 600(d) x 1859(h)	155	2.4	4445
CHCNMD09-NB-GE	945(w) x 600(d) x 1859(h)	165	2.4	4545
CHCNMD09-RS	945(w) x 600(d) x 1859(h)	160	2.4	4670
CHCNMD09-RS-GE	945(w) x 600(d) x 1859(h)	170	2.4	4770

Options		
Stock Code	Description	List Price (£)
CHC09-DR	Rear Door/s	1235
CHCN09-DSL	Glass Display Shelf • Under-shelf Lights	925
CHCN09-SSL	Stainless Steel Display Shelf • Under-shelf Lights	925
CHC09-POSB	Stainless Steel Wire Point of Sale Impulse Baskets	142



Image: CHCNMD12-RS-GE



1200mm - Narrow					Options		
Stock Code	Overall Size mm	Weight kg	Wattage kw	List Price (£)	Stock Code	Description	List Price (£)
CHCNMD12-NB	1245(w) x 600(d) x 1859(h)	195	2.5	4930	CHC12-DR	Rear Door/s	1350
CHCNMD12-NB-GE	1245(w) x 600(d) x 1859(h)	205	2.5	5030	CHCN12-DSL	Glass Display Shelf • Under-shelf Lights	1040
CHCNMD12-RS	1245(w) x 600(d) x 1859(h)	200	2.5	5180	CHCN12-SSL	Stainless Steel Display Shelf • Under-shelf Lights	1040
CHCNMD12-RS-GE	1245(w) x 600(d) x 1859(h)	210	2.5	5280	CHC12-POSB	Stainless Steel Wire Point of Sale Impulse Baskets	163

icapacity • chilled



narrow • chilled



Image: CHCNMD15-NB



1500mm - Narrow					Options		
Stock Code	Overall Size mm	Weight kg	Wattage kw	List Price (£)	Stock Code	Description	List Price (£)
CHCNMD15-NB	1545(w) x 600(d) x 1859(h)	245	2.6	5475	CHC15-DR	Rear Door/s	1450
CHCNMD15-NB-GE	1545(w) x 600(d) x 1859(h)	255	2.6	5575	CHCN15-DSL	Glass Display Shelf • Under-shelf Lights	1140
CHCNMD15-RS	1545(w) x 600(d) x 1859(h)	250	2.6	5750	CHCN15-SSL	Stainless Steel Display Shelf • Under-shelf Lights	1140
CHCNMD15-RS-GE	1545(w) x 600(d) x 1859(h)	260	2.6	5850	CHC15-POSB	Stainless Steel Display Shelf • Under-shelf Lights • Door/s	184



narrow • chilled

- This display maintains pre-chilled food and drink at a regulated temperature of 3°C - 5°C.
- Open fronted self help service, to five levels of display.
- Ideal for Sandwiches, Filled Rolls, Baguettes, Salad, Pasta, Dairy Products, Cream Cakes, Smoothies, Bottled, Canned and Carton Drinks..
- Zero Emission Eco Friendly Hydrocarbon Refrigeration.
- Low Energy LED illuminated interior.
- Automatic condensate evaporator complete with Eco water level sensor.
- Conforms to ISO 23953 standard, CE.
- Durable castors below with adjustable feet for positioning.
- Allowing 24 hour operation.
- 3.5m mains lead with 13A plug as standard.
- Custom specific branding & design adjustments available.

Image: CHCNMD18-RS-GE



Image: CHCNMD20-RS-GE



1800mm - Narrow				
Stock Code	Overall Size mm	Weight kg	Wattage kw	List Price (£)
CHCNMD18-NB	1845(w) x 600(d) x 1859(h)	285	2.8	6090
CHCNMD18-NB-GE	1845(w) x 600(d) x 1859(h)	295	2.8	6190
CHCNMD18-RS	1845(w) x 600(d) x 1859(h)	290	2.8	6390
CHCNMD18-RS-GE	1845(w) x 600(d) x 1859(h)	300	2.8	6490

Options		
Stock Code	Description	List Price (£)
CHC18-DR	Rear Door/s	1950
CHCN18-DSL	Glass Display Shelf • Under-shelf Lights	1850
CHCN18-SSL	Stainless Steel Display Shelf • Under-shelf Lights	1850
CHC18-POSB	Stainless Steel Display Shelf • Under-shelf Lights • Door/s	280

2000mm - Narrow				
Stock Code	Overall Size mm	Weight kg	Wattage kw	List Price (£)
CHCNMD20-NB	2045(w) x 600(d) x 1859(h)	340	3.0	7340
CHCNMD20-NB-GE	2045(w) x 600(d) x 1859(h)	350	3.0	7440
CHCNMD20-RS	2045(w) x 600(d) x 1859(h)	345	3.0	7665
CHCNMD20-RS-GE	2045(w) x 600(d) x 1859(h)	355	3.0	7765

Options		
Stock Code	Description	List Price (£)
CHC20-DR	Rear Door/s	2470
CHCN20-DSL	Glass Display Shelf • Under-shelf Lights	2080
CHCN20-SSL	Stainless Steel Display Shelf • Under-shelf Lights	2080
CHC20-POSB	Stainless Steel Display Shelf • Under-shelf Lights • Door/s	326



**R290
ZERO
CO₂ GAS
EMISSIONS**

narrow tall • chilled



- This display maintains pre-chilled food and drink at a regulated temperature of 3°C - 5°C.
- Open fronted self help service, tall interior allowing for an additional fifth display shelf.
- Ideal for Sandwiches, Filled Rolls, Baguettes, Salad, Pasta, Dairy Products, Cream Cakes, Smoothies, Bottled, Canned and Carton Drinks.
- Zero Emission Eco Friendly Hydrocarbon Refrigeration.
- Low Energy LED illuminated interior.
- Automatic condensate evaporator complete with Eco water level sensor.
- Conforms to ISO 23953 standard, CE.
- Durable castors below with adjustable feet for positioning.
- Allowing 24 hour operation.
- 3.5m mains lead with 13A plug as standard.
- Custom specific branding & design adjustments available.

Image: CHCNTMD06-RS



Image: CHCNTMD09-RS



600mm - Narrow Tall

Stock Code	Overall Size mm	Weight kg	Wattage kw	List Price (£)
CHCNTMD06-NB	645(w) x 600(d) x 2059(h)	145	2.2	4160
CHCNTMD06-NB-GE	645(w) x 600(d) x 2059(h)	155	2.2	4260
CHCNTMD06-RS	645(w) x 600(d) x 2059(h)	150	2.2	4360
CHCNTMD06-RS-GE	645(w) x 600(d) x 2059(h)	160	2.2	4460

Options

Stock Code	Description	List Price (£)
CHCT06-DR	Rear Door/s	900
CHCNT06-DSL	Glass Display Shelf • Under-shelf Lights	1035
CHCNT06-SSL	Stainless Steel Display Shelf • Under-shelf Lights	1035
CHC06-POSB	Stainless Steel Wire Point of Sale Impulse Baskets	121

900mm - Narrow Tall

Stock Code	Overall Size mm	Weight kg	Wattage kw	List Price (£)
CHCNTMD09-NB	945(w) x 600(d) x 2059(h)	165	2.4	4580
CHCNTMD09-NB-GE	945(w) x 600(d) x 2059(h)	175	2.4	4680
CHCNTMD09-RS	945(w) x 600(d) x 2059(h)	170	2.4	4805
CHCNTMD09-RS-GE	945(w) x 600(d) x 2059(h)	180	2.4	4905

Options

Stock Code	Description	List Price (£)
CHCT09-DR	Rear Door/s	1335
CHCNT09-DSL	Glass Display Shelf • Under-shelf Lights	1130
CHCNT09-SSL	Stainless Steel Display Shelf • Under-shelf Lights	1130
CHC09-POSB	Stainless Steel Wire Point of Sale Impulse Baskets	142



Image: CHCNTMD12-RS



1200mm - Narrow Tall					Options		
Stock Code	Overall Size mm	Weight kg	Wattage kw	List Price (£)	Stock Code	Description	List Price (£)
CHCNTMD12-NB	1245(w) x 600(d) x 2059(h)	205	2.5	5065	CHCT12-DR	Rear Door/s	1450
CHCNTMD12-NB-GE	1245(w) x 600(d) x 2059(h)	215	2.5	5165	CHCNT12-DSL	Glass Display Shelf • Under-shelf Lights	1260
CHCNTMD12-RS	1245(w) x 600(d) x 2059(h)	210	2.5	5315	CHCNT12-SSL	Stainless Steel Display Shelf • Under-shelf Lights	1260
CHCNTMD12-RS-GE	1245(w) x 600(d) x 2059(h)	220	2.5	5415	CHC12-POSB	Stainless Steel Wire Point of Sale Impulse Baskets	163

icapacity • chilled

narrow tall • chilled



Image: CHCNTMD15-RS



1500mm - Narrow Tall					Options		
Stock Code	Overall Size mm	Weight kg	Wattage kw	List Price (£)	Stock Code	Description	List Price (£)
CHCNTMD15-NB	1545(w) x 600(d) x 2059(h)	255	2.6	5610	CHCT15-DR	Rear Door/s	1550
CHCNTMD15-NB-GE	1545(w) x 600(d) x 2059(h)	265	2.6	5710	CHCNT15-DSL	Glass Display Shelf • Under-shelf Lights	1410
CHCNTMD15-RS	1545(w) x 600(d) x 2059(h)	260	2.6	5885	CHCNT15-SSL	Stainless Steel Display Shelf • Under-shelf Lights	1410
CHCNTMD15-GE	1545(w) x 600(d) x 2059(h)	270	2.6	5985	CHC15-POSB	Stainless Steel Wire Point of Sale Impulse Baskets	184



**R290
ZERO
CO₂ GAS
EMISSIONS**



narrow tall • chilled

- This display maintains pre-chilled food and drink at a regulated temperature of 3°C - 5°C.
- Open fronted self help service, tall interior allowing for an additional fifth display shelf.
- Ideal for Sandwiches, Filled Rolls, Baguettes, Salad, Pasta, Dairy Products, Cream Cakes, Smoothies, Bottled, Canned and Carton Drinks.
- Zero Emission Eco Friendly Hydrocarbon Refrigeration.
- Low Energy LED illuminated interior.
- Automatic condensate evaporator complete with Eco water level sensor.
- Conforms to ISO 23953 standard, CE.
- Durable castors below with adjustable feet for positioning.
- Allowing 24 hour operation.
- 3.5m mains lead with 13A plug as standard.
- Custom specific branding & design adjustments available.

Image: CHCNTMD18-RS



Image: CHCNTMD20-RS



1800mm - Narrow Tall

Stock Code	Overall Size mm	Weight kg	Wattage kw	List Price (£)
CHCNTMD18-NB	1845(w) x 600(d) x 2059(h)	295	2.8	6225
CHCNTMD18-GE	1845(w) x 600(d) x 2059(h)	305	2.8	6325
CHCNTMD18-RS	1845(w) x 600(d) x 2059(h)	300	2.8	6525
CHCNTMD18-RS-GE	1845(w) x 600(d) x 2059(h)	310	2.8	6625

Options

Stock Code	Description	List Price (£)
CHCT18-DR	Rear Door/s	2050
CHCNT18-DSL	Glass Display Shelf • Under-shelf Lights	2260
CHCNT18-SSL	Stainless Steel Display Shelf • Under-shelf Lights	2260
CHC18-POSB	Stainless Steel Wire Point of Sale Impulse Baskets	280

2000mm - Narrow Tall

Stock Code	Overall Size mm	Weight kg	Wattage kw	List Price (£)
CHCNTMD20-NB	2045(w) x 600(d) x 2059(h)	350	3.0	7475
CHCNTMD20-NB-GE	2045(w) x 600(d) x 2059(h)	360	3.0	7575
CHCNTMD20-RS	2045(w) x 600(d) x 2059(h)	355	3.0	7800
CHCNTMD20-RS-GE	2045(w) x 600(d) x 2059(h)	365	3.0	7900

Options

Stock Code	Description	List Price (£)
CHCT20-DR	Rear Door/s	2670
CHCNT20-DSL	Glass Display Shelf • Under-shelf Lights	2520
CHCNT20-SSL	Stainless Steel Display Shelf • Under-shelf Lights	2520
CHC20-POSB	Stainless Steel Wire Point of Sale Impulse Baskets	326



Quality, style and simplicity combined.

www.coun





terline.co.uk



“Quite simply the best food and drink ‘to-go’ displays on the market”



standard • heated



- This display maintains pre-cooked foods at a regulated temperature of 63°C - 72°C.
- Open fronted self help service, to four levels of display.
- Ideal for Hot Wraps & Rolls, Soups, Porridge, Potted Noodles & Rice Dishes, Pizzas, Chickens and Savouries.
- Fan-assisted technology with separate temperature controls for each level.
- Internal shelving adjustable in height and angle for improved product visibility.
- Durable castors below with adjustable feet for positioning.
- Shelf covers are removable for cleaning.
- 3.5m mains lead with 13A plug as standard. (1200mm versions come complete with a 32 Amp commando plug).
- Custom specific branding & design adjustments available.



600mm - Standard				
Stock Code	Overall Size mm	Weight kg	Wattage kw	List Price (£)
HHCMD06-NB	645(w) x 725(d) x 1859(h)	135	2.5	4700
HHCMD06-NB-GE	645(w) x 725(d) x 1859(h)	145	2.5	4800

Options		
Stock Code	Description	List Price (£)
HHC06-DR	Rear Door/s	800
HHC06-POSB	Stainless Steel Wire Point of Sale Impulse Baskets	121

900mm - Standard				
Stock Code	Overall Size mm	Weight kg	Wattage kw	List Price (£)
HHCMD09-NB	945(w) x 725(d) x 1859(h)	155	2.5	5330
HHCMD09-NB-GE	945(w) x 725(d) x 1859(h)	165	2.5	5430

Options		
Stock Code	Description	List Price (£)
HHC09-DR	Rear Door/s	1235
HHC09-POSB	Stainless Steel Wire Point of Sale Impulse Baskets	142



Image: HHCMD12-NB-GE



1200mm - Standard					Options		
Stock Code	Overall Size mm	Weight kg	Wattage kw	List Price (£)	Stock Code	Description	List Price (£)
HHCMD12-NB	1245(w) x 725(d) x 1859(h)	195	4.0	5980	HHC12-DR	Rear Door/s	1350
HHCMD12-NB-GE	1245(w) x 725(d) x 1859(h)	205	4.0	6080	HHC12-POSB	Stainless Steel Wire Point of Sale Impulse Baskets	163

standard tall • heated



- This display maintains pre-cooked foods at a regulated temperature of 63°C - 72°C.
- Open fronted self help service, to four levels of display.
- Ideal for Hot Wraps & Rolls, Soups, Porridge, Potted Noodles & Rice Dishes, Pizzas, Chickens and Savouries.
- Fan-assisted technology with separate temperature controls for each level.
- Internal shelving adjustable in height and angle for improved product visibility.
- Durable castors below with adjustable feet for positioning.
- Shelf covers are removable for cleaning.
- 3.5m mains lead with 13A plug as standard. (1200mm versions come complete with a 32 Amp commando plug).
- Custom specific branding & design adjustments available.



600mm - Standard Tall				
Stock Code	Overall Size mm	Weight kg	Wattage kw	List Price (£)
HHCTMD06-NB	645(w) x 725(d) x 2059(h)	145	2.5	4850
HHCTMD06-NB-GE	645(w) x 725(d) x 2059(h)	155	2.5	4950

Options		
Stock Code	Description	List Price (£)
HHCT06-DR	Rear Door/s	900
HHCT06-POSB	Stainless Steel Wire Point of Sale Impulse Baskets	121

900mm - Standard Tall				
Stock Code	Overall Size mm	Weight kg	Wattage kw	List Price (£)
HHCTMD09-NB	945(w) x 725(d) x 2059(h)	165	2.5	5480
HHCTMD09-NB-GE	945(w) x 725(d) x 2059(h)	175	2.5	5580

Options		
Stock Code	Description	List Price (£)
HHCT09-DR	Rear Door/s	1335
HHCT09-POSB	Stainless Steel Wire Point of Sale Impulse Baskets	142



standard tall • heated

Image: HHCTMD12-NB



1200mm - Standard Tall					Options		
Stock Code	Overall Size mm	Weight kg	Wattage kw	List Price (£)	Stock Code	Description	List Price (£)
HHCTMD12-NB	1245(w) x 725(d) x 2059(h)	205	4.0	6130	HHCT12-DR	Rear Door/s	1450
HHCTMD12-NB-GE	1245(w) x 725(d) x 2059(h)	215	4.0	6230	HHC12-POSB	Stainless Steel Wire Point of Sale Impulse Baskets	163



narrow • heated



- This display maintains pre-cooked foods at a regulated temperature of 63°C - 72°C.
- Open fronted self help service, narrow version to four levels of display.
- Ideal for Hot Wraps & Rolls, Soups, Porridge, Potted Noodles & Rice Dishes, Pizzas, Chickens and Savouries.
- Fan-assisted technology with separate temperature controls for each level.
- Internal shelving adjustable in height and angle for improved product visibility.
- Durable castors below with adjustable feet for positioning.
- Shelf covers are removable for cleaning.
- 3.5m mains lead with 13A plug as standard. (1200mm versions come complete with a 32 Amp commando plug).
- Custom specific branding & design adjustments available.



600mm - Narrow				
Stock Code	Overall Size mm	Weight kg	Wattage kw	List Price (£)
HHCNMD06-NB	645(w) x 600(d) x 1859(h)	125	2.5	4650
HHCNMD06-NB-GE	645(w) x 600(d) x 1859(h)	135	2.5	4750

Options		
Stock Code	Description	List Price (£)
HHC06-DR	Rear Door/s	800
HHC06-POSB	Stainless Steel Wire Point of Sale Impulse Baskets	121

900mm - Narrow				
Stock Code	Overall Size mm	Weight kg	Wattage kw	List Price (£)
HHCNMD09-NB	945(w) x 600(d) x 1859(h)	145	2.5	5280
HHCNMD09-NB-GE	945(w) x 600(d) x 1859(h)	155	2.5	5380

Options		
Stock Code	Description	List Price (£)
HHC09-DR	Rear Door/s	1235
HHC09-POSB	Stainless Steel Wire Point of Sale Impulse Baskets	142



Image: HHCNMD12-NB-GE



1200mm - Narrow

Stock Code	Overall Size mm	Weight kg	Wattage kw	List Price (£)
HHCNMD12-NB	1245(w) x 600(d) x 1859(h)	185	4.0	5930
HHCNMD12-NB-GE	1245(w) x 600(d) x 1859(h)	195	4.0	6030

Options

Stock Code	Description	List Price (£)
HHC12-DR	Rear Door/s	1350
HHC12-POSB	Stainless Steel Wire Point of Sale Impulse Baskets	163

narrow tall • heated



- This display maintains pre-cooked foods at a regulated temperature of 63°C - 72°C.
- Open fronted self help service, narrow version to four levels of display.
- Ideal for Hot Wraps & Rolls, Soups, Porridge, Potted Noodles & Rice Dishes, Pizzas, Chickens and Savouries.
- Fan-assisted technology with separate temperature controls for each level.
- Internal shelving adjustable in height and angle for improved product visibility.
- Durable castors below with adjustable feet for positioning.
- Shelf covers are removable for cleaning.
- 3.5m mains lead with 13A plug as standard. (1200mm versions come complete with a 32 Amp commando plug).
- Custom specific branding & design adjustments available.



600mm - Narrow Tall				
Stock Code	Overall Size mm	Weight kg	Wattage kw	List Price (£)
HHCNTMD06-NB	645(w) x 600(d) x 2059(h)	135	2.5	4785
HHCNTMD06-NB-GE	645(w) x 600(d) x 2059(h)	145	2.5	4885

Options		
Stock Code	Description	List Price (£)
HHCT06-DR	Rear Door/s	900
HHC06-POSB	Stainless Steel Wire Point of Sale Impulse Baskets	121

900mm - Narrow Tall				
Stock Code	Overall Size mm	Weight kg	Wattage kw	List Price (£)
HHCNTMD09-NB	945(w) x 600(d) x 2059(h)	155	2.5	5415
HHCNTMD09-NB-GE	945(w) x 600(d) x 2059(h)	165	2.5	5515

Options		
Stock Code	Description	List Price (£)
HHCT09-DR	Rear Door/s	1335
HHC09-POSB	Stainless Steel Wire Point of Sale Impulse Baskets	142



narrow tall • heated

Image: HHCNTMD12-NB-GE



1200mm - Narrow Tall

Stock Code	Overall Size mm	Weight kg	Wattage kw	List Price (£)
HHCNTMD12-NB	1245(w) x 600(d) x 2059(h)	195	4.0	6065
HHCNTMD12-NB-GE	1245(w) x 600(d) x 2059(h)	205	4.0	6165

Options

Stock Code	Description	List Price (£)
HHCT12-DR	Rear Door/s	1450
HHC12-POSB	Stainless Steel Wire Point of Sale Impulse Baskets	163

night blind • standard

- Simple finger hoop allowing smooth open and close operation.



night blind • custom graphics

- Insulated night blind can be printed with your own branding.



roller shutter • standard



- Simple button grip allowing smooth open and close operation.
- Button grip comes with key locking mechanism to secure contents.



roller shutter • custom graphics

- Locking roller shutter can be printed with your own branding.



dimensions • chilled

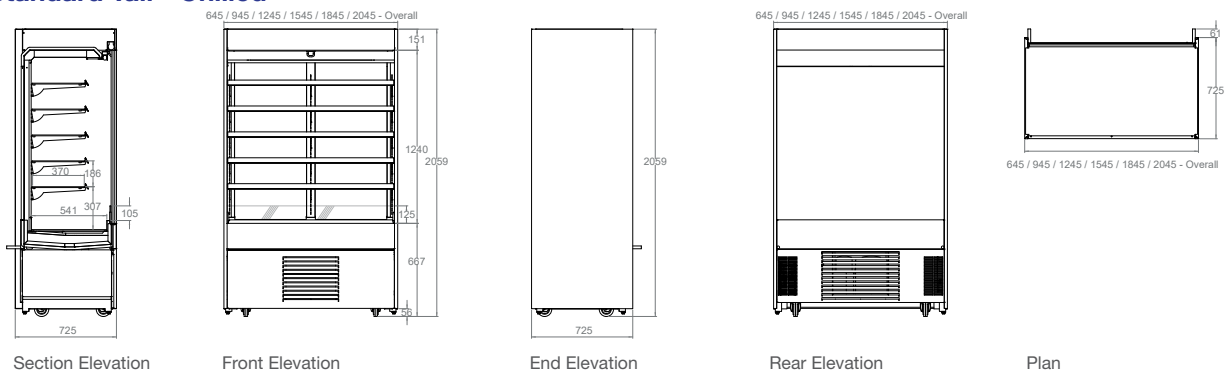
(all sizes shown in millimetres)



Standard - Chilled



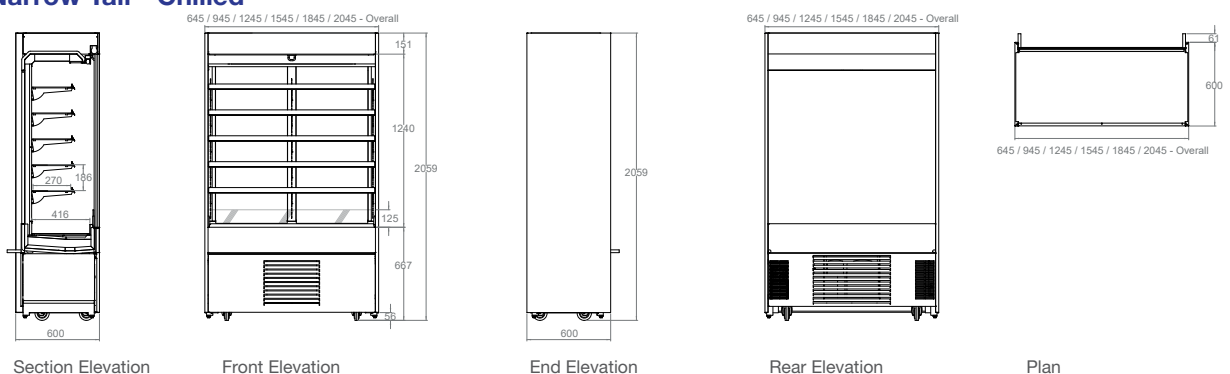
Standard Tall - Chilled



Narrow - Chilled



Narrow Tall - Chilled

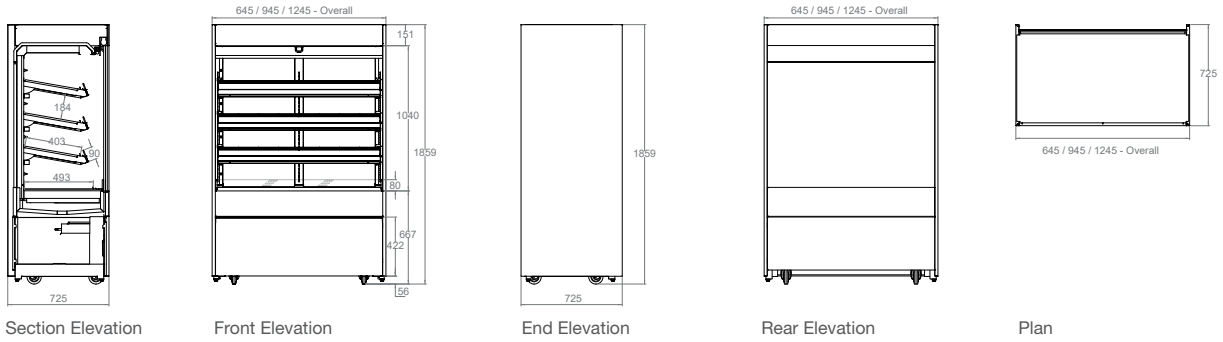


dimensions • heated

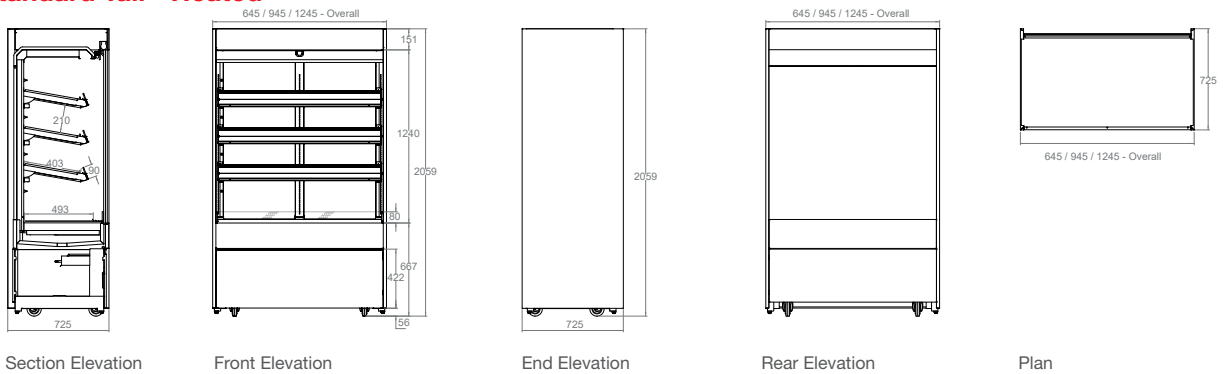
(all sizes shown in millimetres)



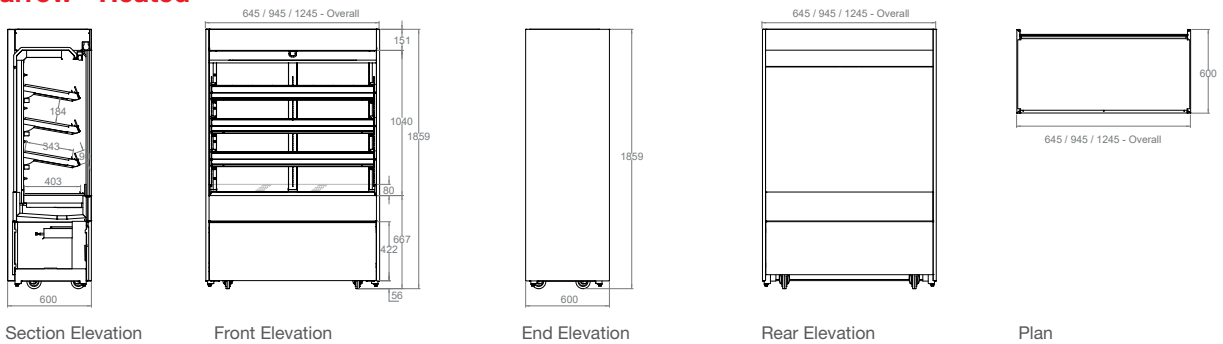
Standard - Heated



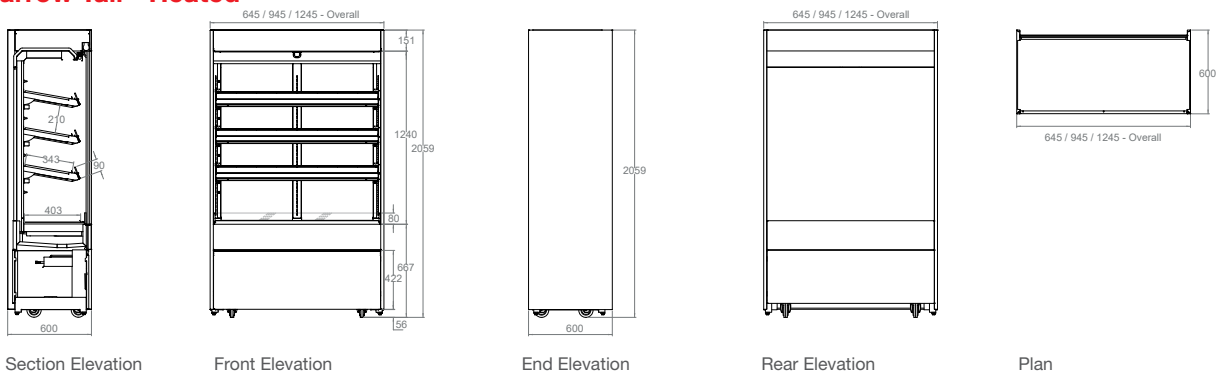
Standard Tall - Heated



Narrow - Heated



Narrow Tall - Heated



optional extras

Image: CHCMD15-NB-GE - CHC15-DR (Optional Rear Doors) - Rear View



Optional extras

List price


Description

£

Rear Doors

From £800

- Rear doors are available on all our displays.



Stainless Steel Shelf • Under-shelf Lights



Stainless Steel Wire Point of Sale Impulse Baskets

Optional extras

List price

Description	£
Stainless Steel Display Shelf • Under-shelf Lights	From £860
Stainless Steel Wire Point of Sale Impulse Baskets	From £121

- We have a range of options available. Contact us for further details.

University of London



Supporting Whitco Catering & Bakery Equipment.

Counterline manufactured and installed the cafe, servery counters and provided matching heated, chilled and beverage supporting equipment for various grab and go areas.

WAKA



The four metres of Chilled display with a matching 1.5 metre of hot holding equipment was specified by Rees Associates for Waka.

At Waka over 500 freshly made Peruvian-Japanese hot and cold dishes including hot bowl, sushi & ceviche are created for food on the go everyday.



Roundhay High School



The study zone cafe at Roundhay High School was created to support the sixth form students.

The students are able to work individually or collaboratively in a café-style setting with a wide variety of hot and cold food and drinks being readily available.

Standard technical specifications

All Displays

General construction from 304 and 430 grade polished stainless steel.

All glass 6mm toughened.

Full internal fuse protection.

Chilled Displays

Chilled by recirculated cold air using fan blown evaporator.

Integral condensing unit and automatic condensate evaporator.

Resettable high pressure safety switch.

Digital electronic temperature control.

Product temperature 3-5°C in 25°C ambient at 50% relative humidity.

Heated Displays

Product temperature maintained at 63 - 72°C in 20°C ambient.

Power Supplies

All units are supplied with a 3.5m lead suitable for use with a 220/240volt supply.

We strongly recommend that the supply is protected by a suitably rated residual current protection device.

Wattage

icapacity (chilled) display units range from 2.2 kw to 3.0 kw.

icapacity (heated) display units range from 2.5 kw to 4.0 kw.

We strongly recommend the purchase of export packing cases for goods exported outside of mainland UK.



Export Packing Case



Optional extras

List price

All Displays

	£
Export packing case	£95 net

- All visuals are for illustrative purposes only and may not reflect the basic specification.
- Counterline reserves the right to alter the price and specification of the range at any time.
- All orders are accepted subject to Counterline's standard terms and conditions which are available from our website or our sales team.
- All prices exclude VAT which will be charged at the prevailing rate.
- It is strongly recommended that the installation instructions be referred to before producing designs to accommodate idesign displays.
- Refer to our website www.counterline.co.uk for further options.



Counterline Limited
 Randles Road
 Knowsley Business Park
 Merseyside
 L34 9HZ
 United Kingdom

tel: + 44 (0)151 548 2211
fax: + 44 (0)151 549 2179
email: enquiries@counterline.co.uk
web: www.counterline.co.uk

CE All images, photographs, text, diagrams, brand names, logos and other artistic or literary works contained in this brochure (Intellectual Property Rights) are protected by copyright, database rights, design rights, registered designs, trade marks or service marks, trade names or know how (whether registered or not) and all rights or forms of protection of a similar nature anywhere in the world including any applications for any of the foregoing.

All Intellectual Property Rights in this brochure or appearing on our website or promotional material are owned by or licensed to Counterline Limited, and may not be reproduced or copied without permission.

Terms & Conditions / Warranty

Full details of Counterline's Terms & Conditions and icapacity 24 months warranty in the UK are available on request.